

Parallel Adventurous Growth Portfolio Strategy Sheet (GBP)

Parallel Core Growth Portfolios

INNOVATIVE HIGHLY DIVERSIFIED COST EFFICIENT RISK TARGETED PROVEN INVESTMENT EXPERTISE

The Parallel Core Growth portfolio range consists of five highly diversified multi-asset class portfolios designed to meet a range of client investment objectives.

The range is fully diversified across: Asset Class, Geography, Currency and Factor. The portfolios carefully blends a mix of five broad asset classes: Equities, Fixed income, Alternatives, Diversifying Assets and Cash.

The portfolios combine two complimentary investment styles accessed through our Dynamic and Efficient Strategies. These two distinct approaches have been specifically designed and built by Pacific to work in conjunction with each other.

Parallel Adventurous Growth GBP Overview

Investment objective

The investment objective of the Parallel Adventurous Growth Portfolio is to achieve capital growth over the medium to long term (5-10 years). The Portfolio offers exposure to a range of collective investments providing diversity across regions and asset classes. To meet its objective the Portfolio is expected to maintain a bias towards equity holdings which could account for 100%. As such, the Portfolio could display high levels of volatility and investors should seek to understand the risks involved.

Currency

Base Currency	GBP
---------------	-----

Portfolio range

Low ← Level of risk → High

Conservative	Cautious	Balanced	Adventurous	Global
--------------	----------	----------	-------------	--------

Volatility target

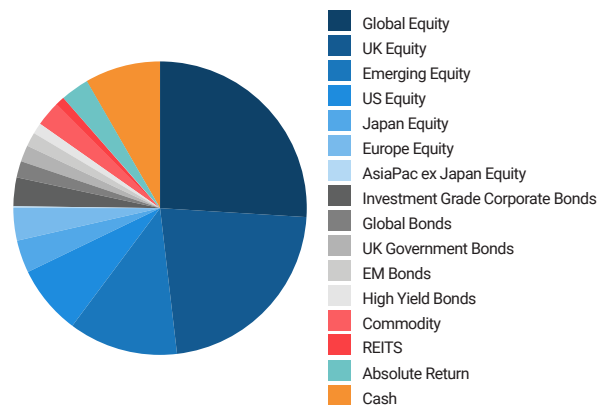
5.5%	7.5%	10.0%	12.5%	13.5%
------	------	-------	-------	-------

Current Asset Allocation (%)

Equity	75.2
Fixed Income	9.5
Alternatives	3.7
Diversifying Assets	3.1
Cash	8.4
Total	100.0

Please note:

The full look through allocation shows the combined weightings for the Efficient and Dynamic Strategies.



Fund Holdings in Detail (%)

Sector	Security Name	Currency	Weightings
Dynamic Overlay Strategy	Pacific Multi Asset Plus Fund GBP J	GBP	50.0%
Global Equity	Vanguard FTSE Developed World ex UK Equity Index Fund	GBP	24.8%
UK Equity	Legal & General UK Index Fund GBP I	GBP	12.6%
Emerging Equity	Vanguard Emerging Market Equity Index Fund GBP	GBP	4.6%
Investment Grade Corporate Bonds	Legal & General Sterling Corporate Bond Index Fund	GBP	2.4%
Global Bonds	Vanguard Global Bond Index Fund GBP	GBP	1.8%
UK Government Bonds	Legal & General All Stocks Gilt Index Trust	GBP	1.3%
UK Government Bonds	Legal & General All Stocks Index Linked Gilt Index Trust	GBP	0.6%
Sterling Cash	Sterling Cash	GBP	2.0%
Total			100.0%

Dynamic Strategy underlying holdings

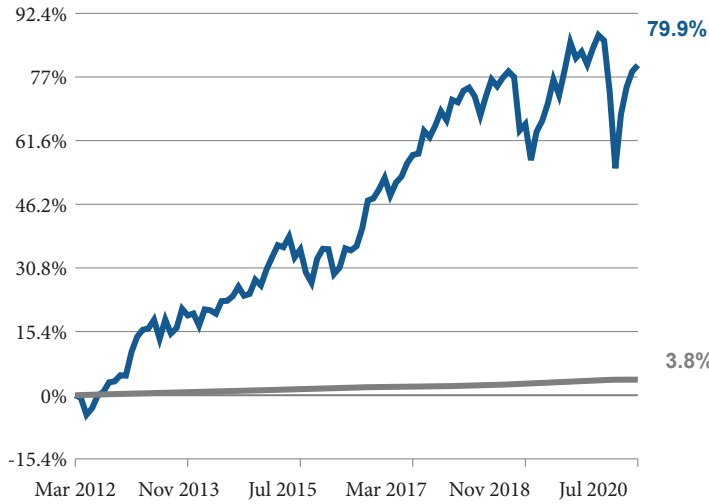
The Dynamic Strategy is actively managed, investing across passive, active, direct and factor strategies.

Asset Class	Sub Class	%	Holding	%	Access
Equities: 66.5%	UK Equity	19.1	ishares Core FTSE 100	13.26	Passive
			Jupiter UK Special Sit-I Acc	5.84	Active
	Global Equity	2.98	ishares Edge MSCI World Value	1.48	Factor
			SPDR World Energy	0.89	Factor
			AVI Global Trust Plc	0.62	Active
	US Equity	15.3	Vanguard S&P 500 UCITS ETF	7.95	Passive
			iShares Edge MSCI USA Value	7.34	Factor
	Europe Equity	7.17	Vanguard FTSE Dev Eurp Ex UK	4.16	Passive
			ishares edge MSCI Erp Value	3.01	Factor
	Japan Equity	6.59	Vanguard FTSE Japan UCITS	5.79	Passive
			AVI Japan Opportunity Trust	0.81	Active
	AsiaPac ex Japan Equity	0.38	ishares Core MSCI Pacif X-Jp	0.38	Passive
	Emerging Equity	14.94	ishares Core EM Imi Acc	8.70	Passive
			Pacific North of South EM All Cap	5.27	Active
Powershares FTSE Rafi Emerging			0.97	Factor	
Xtrackers II USD EM Bond UCITS ETF			1.51	Factor	
Fixed Income: 6.8%	EM Bonds	2.92	ishares JPM USD EM Bond	1.41	Factor
			ishares GBP Ultrashort Bond	0.40	Passive
	Investment Grade Corporate Bonds (Ultrashort)	0.72	ishares GBP Corp Bond 0-5 yr	0.32	Passive
			ishares USD Corp Bond	0.49	Passive
	Investment Grade Corporate Bonds (Global)	0.76	ishares Euro Corp Bnd Lc	0.27	Passive
			PIMCO Global High Yield	1.28	Active
	High Yield Bonds	2.42	AQR Style Premia High Yield Credit	1.14	Active
			ishares Physical Gold ETC	5.62	Passive
Alternatives: 7.5%	Commodity	5.62	iShares Global Property Securities Equity	1.87	Passive
	REITS	1.87			
Diversifying Assets: 6.3%	Absolute Return	5.85	GMO SGM Major Markets	2.97	Active
			Pacific G10 Macro Rates	1.96	Active
			AQR Style Premia UCITS	0.58	Active
			GAM Star Global Rates Inc - GBP	0.34	Active
	Diversifying Risk Assets	0.46	FX Carry Factor	0.16	Direct
			FX Value Factor	0.15	Direct
Rates FRB Factor	0.15	Rates FRB Factor	0.15	Direct	
Cash: 12.7%	Cash	12.72	Cash	12.72	Direct

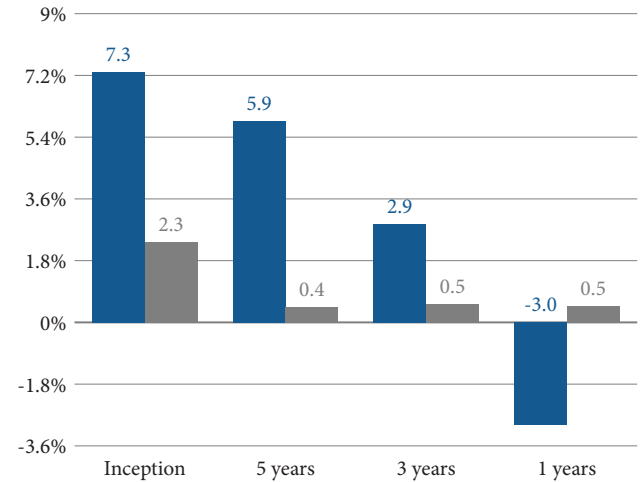
Source: Parallel Investment Management. Holdings and allocations are subject to change. Totals may not sum to 100% due to rounding.

Performance and Risk Overview – Parallel Adventurous Growth Portfolio GBP from 30 Mar 2012 to 31 Jul 2020

Cumulative Performance (%)



Period Returns (%)



■ Parallel Adventurous Growth Portfolio

■ Cash Index GBP

Annual Returns (%)	2013	2014	2015	2016	2017	2018	2019	2020
Portfolio	14.4%	5.7%	6.9%	11.9%	14.7%	-9.7%	19.3%	-3.9%
Cash Index	0.4%	0.4%	0.5%	0.4%	0.3%	0.6%	0.7%	0.2%

Performance & Risk Characteristics	Annualised Compound Return (%)	Annualised Volatility (%)	Sharpe Ratio
Plus Portfolio	7.3%	10.4%	0.7
Cash Index	0.4%	-	-

Past performance is not necessarily a guide to future performance. Performance is shown net of fees.

Total Ongoing Charges 0.83%

Total Ongoing Charges includes all ongoing fund charges and transaction costs. Parallel does not charge a DFM fee.

Total excludes adviser and platform charges.

Contact Us

Parallel Investment Management

124 Sloane Street
London
SW1X 9BW

T: +44 (0)345 128 6699
E: info@parallel-im.co.uk
www.parallel-im.co.uk



Parallel
Investment Management
A Pacific Asset Management Company

This document is issued and approved by Parallel Investment Management Limited (PIML), a limited company registered in England and Wales (Registration number 02996795) and authorised and regulated by the Financial Conduct Authority. Information in this document is intended only for the use of Financial Advisers and other professionally recognised Financial Intermediaries. Whilst the information in this document may be used by Financial Advisers and/or Financial Intermediaries to make recommendations to their clients, it is not intended for direct use by members of the public or retail clients (as defined in the FCA Handbook). None of the information in this document constitutes personal recommendations nor advice. It is recommended that an investor first obtain the appropriate legal, tax, investment or other professional advice and formulate an appropriate investment strategy that would suit their individual risk profile prior to acting upon such information. This document does not constitute an offer or a recommendation to purchase or sell any financial products nor does it constitute investment advice, but is provided for information purposes only to eligible recipients. The value of investments may go down as well as up and past performance is not necessarily a guide to future performance. PIML is a wholly owned subsidiary of the Pacific Asset Management Group.