

# Parallel Balanced Growth Portfolio Strategy Sheet (GBP) Parallel Core Growth Portfolios

INNOVATIVE    HIGHLY DIVERSIFIED    COST EFFICIENT    RISK TARGETED    PROVEN INVESTMENT EXPERTISE

The Parallel Core Growth portfolio range consists of five highly diversified multi-asset class portfolios designed to meet a range of client investment objectives.

The range is fully diversified across: Asset Class, Geography, Currency and Factor. The portfolios carefully blends a mix of five broad asset classes: Equities, Fixed income, Alternatives, Diversifying Assets and Cash.

The portfolios combine two complimentary investment styles accessed through our Dynamic and Efficient Strategies. These two distinct approaches have been specifically designed and built by Pacific to work in conjunction with each other.

## Parallel Balanced Growth GBP Overview

### Investment objective

The investment objective of the Parallel Balanced Growth Portfolio is to achieve capital growth over the medium term (5 years plus). The Portfolio offers exposure to a range of collective investments providing diversity across regions and asset classes. To provide the potential for greater returns than those available from fixed income and cash the Portfolio may have a bias towards equity holdings, although this will be limited to 85%.

### Currency

Base Currency	GBP
---------------	-----

### Portfolio range

Low ← Level of risk → High

Conservative	Cautious	Balanced	Adventurous	Global
--------------	----------	----------	-------------	--------

### Volatility target

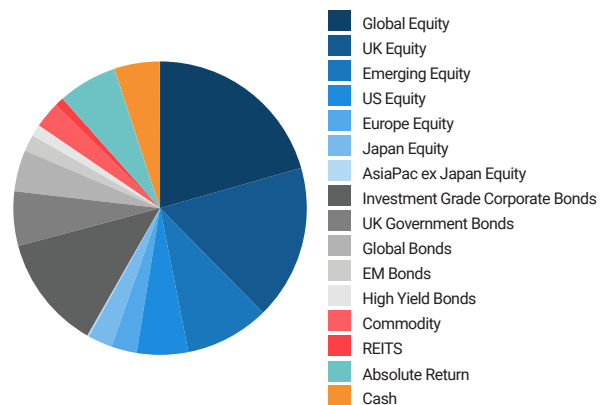
5.5%	7.5%	10.0%	12.5%	13.5%
------	------	-------	-------	-------

## Current Asset Allocation (%)

Equity	58.3
Fixed Income	26.3
Alternatives	3.9
Diversifying Assets	6.5
Cash	5.0
<b>Total</b>	<b>100.0</b>

Please note:

The full look through allocation shows the combined weightings for the Efficient and Dynamic Strategies.



## Fund Holdings in Detail (%)

Sector	Security Name	Currency	Weightings
Dynamic Overlay Strategy	Pacific Multi Asset Core Fund GBP J	GBP	50.0%
Global Equity	Vanguard FTSE Developed World ex UK Equity Index Fund	GBP	19.4%
UK Equity	Legal & General UK Index Fund GBP I	GBP	9.8%
Emerging Equity	Vanguard Emerging Market Equity Index Fund GBP	GBP	3.6%
Investment Grade Corporate Bonds	Legal & General Sterling Corporate Bond Index Fund	GBP	7.0%
Global Bonds	Vanguard Global Bond Index Fund GBP	GBP	4.5%
UK Government Bonds	Legal & General All Stocks Gilt Index Trust	GBP	2.5%
UK Government Bonds	Legal & General All Stocks Index Linked Gilt Index Trust	GBP	1.1%
Sterling Cash	Sterling Cash	GBP	2.0%
<b>Total</b>			<b>100.0%</b>

## Dynamic Strategy underlying holdings

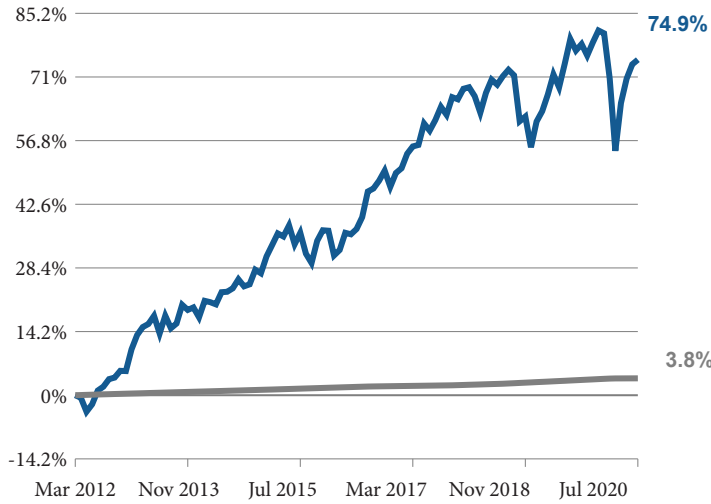
The Dynamic Strategy is actively managed, investing across passive, active, direct and factor strategies.

Asset Class	Sub Class	%	Holding	%	Access
Equities: 50.8%	UK Equity	14.35	ishares Core FTSE 100	9.95	Passive
			Jupiter UK Special Sit-I Acc	4.40	Active
	Global Equity	2.45	ishares Edge MSCI World Value	1.23	Factor
			SPDR World Energy	0.72	Factor
			AVI Global Trust Plc	0.50	Active
	US Equity	11.33	Vanguard S&P 500 UCITS ETF	5.87	Passive
			iShares Edge MSCI USA Value	5.46	Factor
	Europe Equity	5.6	Vanguard FTSE Dev Eurp Ex UK	3.36	Passive
			ishares edge MSCI Erp Value	2.23	Factor
	Japan Equity	5.42	Vanguard FTSE Japan UCITS	4.80	Passive
			AVI Japan Opportunity Trust	0.62	Active
	AsiaPac ex Japan Equity	0.37	ishares Core MSCI Pacif X-Jp	0.37	Passive
	Emerging Equity	11.34	ishares Core EM Imi Acc	6.80	Passive
			Pacific North of South EM All Cap	3.82	Active
Powershares FTSE Rafi Emerging			0.71	Factor	
Fixed Income: 21.9%	UK Government Bonds	4.95	UK TSY 1 1/2 % 2021	1.85	Direct
			UK TSY 1.75% 2022	1.62	Direct
			UK TSY 0 3/4% 2023	1.00	Direct
			UK TSY 4 1/4% 2032	0.48	Direct
	EM Bonds	3.34	Xtrackers II USD EM Bond UCITS ETF	1.71	Factor
			ishares JPM USD EM Bond	1.63	Factor
	Investment Grade Corporate Bonds (Ultrashort)	7.33	ishares GBP Ultrashort Bond	4.12	Passive
			ishares GBP Corp Bond 0-5 yr	3.20	Passive
	Investment Grade Corporate Bonds (GBP)	1.11	ishares Core GBP Corp	1.11	Passive
	Investment Grade Corporate Bonds (Global)	2.61	ishares USD Corp Bond	1.35	Passive
			ishares Euro Corp Bnd Lc	1.27	Passive
	High Yield Bonds	2.58	PIMCO Global High Yield	1.35	Active
			AQR Style Premia High Yield Credit	1.23	Active
	Alternatives: 7.9%	Commodity	5.89	iShares Physical Gold ETC	5.89
REITS		1.97	iShares Global Property Securities Equity	1.97	Passive
Diversifying Assets: 13.0%	Absolute Return	10.51	Pacific G10 Macro Rates	5.19	Active
			GMO SGM Major Markets	2.88	Active
			AQR Style Premia UCITS	1.58	Active
			GAM Star Global Rates Inc - GBP	0.86	Active
	Diversifying Risk Assets	2.52	Rates Momentum Factor	0.53	Direct
			Rates FRB Factor	0.51	Direct
			FX Carry Factor	0.50	Direct
			Rates Carry Factor	0.50	Direct
			FX Value Factor	0.48	Direct
Cash: 6.0%	Cash	6.04	Cash	6.04	Direct

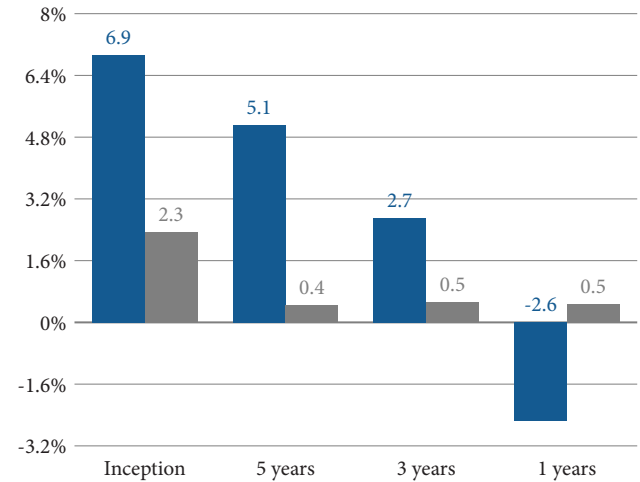
Source: Parallel Investment Management. Holdings and allocations are subject to change. Totals may not sum to 100% due to rounding.

Performance and Risk Overview – Parallel Balanced Growth Portfolio GBP from 30 Mar 2012 to 31 Jul 2020

Cumulative Performance (%)



Period Returns (%)



■ Parallel Balanced Growth Portfolio

■ Cash Index GBP

Annual Returns (%)	2013	2014	2015	2016	2017	2018	2019	2020
Portfolio	13.5%	6.4%	7.5%	9.4%	12.6%	-7.7%	16.8%	-3.6%
Cash Index	0.4%	0.4%	0.5%	0.4%	0.3%	0.6%	0.7%	0.2%

Performance & Risk Characteristics	Annualised Compound Return (%)	Annualised Volatility (%)	Sharpe Ratio
Portfolio	6.9%	8.7%	0.7
Cash Index	0.4%	-	-

**Past performance is not necessarily a guide to future performance. Performance is shown net of fees.**

**Total Ongoing Charges 0.81%**

Total Ongoing Charges includes all ongoing fund charges and transaction costs. Parallel does not charge a DFM fee.

**Total excludes adviser and platform charges.**

## Contact Us

### Parallel Investment Management

124 Sloane Street  
London  
SW1X 9BW

T: +44 (0)345 128 6699  
E: [info@parallel-im.co.uk](mailto:info@parallel-im.co.uk)  
[www.parallel-im.co.uk](http://www.parallel-im.co.uk)



**Parallel**  
Investment Management  
A Pacific Asset Management Company

This document is issued and approved by Parallel Investment Management Limited (PIML), a limited company registered in England and Wales (Registration number 02996795) and authorised and regulated by the Financial Conduct Authority. Information in this document is intended only for the use of Financial Advisers and other professionally recognised Financial Intermediaries. Whilst the information in this document may be used by Financial Advisers and/or Financial Intermediaries to make recommendations to their clients, it is not intended for direct use by members of the public or retail clients (as defined in the FCA Handbook). None of the information in this document constitutes personal recommendations nor advice. It is recommended that an investor first obtain the appropriate legal, tax, investment or other professional advice and formulate an appropriate investment strategy that would suit their individual risk profile prior to acting upon such information. This document does not constitute an offer or a recommendation to purchase or sell any financial products nor does it constitute investment advice, but is provided for information purposes only to eligible recipients. The value of investments may go down as well as up and past performance is not necessarily a guide to future performance. PIML is a wholly owned subsidiary of the Pacific Asset Management Group.