

# Parallel Conservative Growth Portfolio Strategy Sheet (GBP)

## Parallel Core Growth Portfolios

INNOVATIVE    HIGHLY DIVERSIFIED    COST EFFICIENT    RISK TARGETED    PROVEN INVESTMENT EXPERTISE

The Parallel Core Growth portfolio range consists of five highly diversified multi-asset class portfolios designed to meet a range of client investment objectives.

The range is fully diversified across: Asset Class, Geography, Currency and Factor. The portfolios carefully blends a mix of five broad asset classes: Equities, Fixed income, Alternatives, Diversifying Assets and Cash.

The portfolios combine two complimentary investment styles accessed through our Dynamic and Efficient Strategies. These two distinct approaches have been specifically designed and built by Pacific to work in conjunction with each other.

### Parallel Conservative Growth GBP Overview

#### Investment objective

The investment objective of the Parallel Conservative Growth Portfolio is to achieve capital growth over the medium term (5 years plus). The Portfolio offers exposure to a range of collective investments providing diversity across regions and asset classes. To reduce investment risk the Portfolio maintains a bias towards fixed income and cash, with equity holdings limited to 35%.

#### Currency

Base Currency	GBP
---------------	-----

#### Portfolio range

Low ← Level of risk → High

Conservative	Cautious	Balanced	Adventurous	Global
--------------	----------	----------	-------------	--------

#### Volatility target

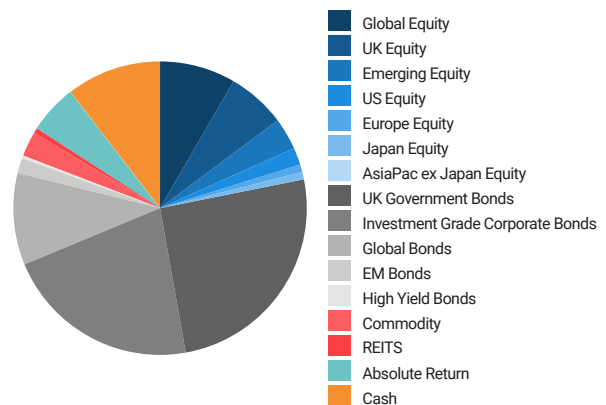
5.5%	7.5%	10.0%	12.5%	13.5%
------	------	-------	-------	-------

### Current Asset Allocation (%)

Equity	21.9
Fixed Income	59.0
Alternatives	3.3
Diversifying Assets	5.4
Cash	10.4
<b>Total</b>	<b>100.0</b>

Please note:

The full look through allocation shows the combined weightings for the Efficient and Dynamic Strategies.



### Fund Holdings in Detail (%)

Sector	Security Name	Currency	Weightings
Dynamic Overlay Strategy	Pacific Multi Asset Defensive Fund GBP J	GBP	50.0%
Global Equity	Vanguard FTSE Developed World ex UK Equity Index Fund	GBP	8.2%
UK Equity	Legal & General UK Index Fund GBP I	GBP	4.2%
Emerging Equity	Vanguard Emerging Market Equity Index Fund GBP	GBP	1.5%
Investment Grade Corporate Bonds	Legal & General Sterling Corporate Bond Index Fund	GBP	12.3%
Global Bonds	Vanguard Global Bond Index Fund GBP	GBP	10.1%
UK Government Bonds	Legal & General All Stocks Gilt Index Trust	GBP	7.9%
UK Government Bonds	Legal & General All Stocks Index Linked Gilt Index Trust	GBP	3.4%
Sterling Cash	Sterling Cash	GBP	2.5%
<b>Total</b>			<b>100.0%</b>

## Dynamic Strategy underlying holdings

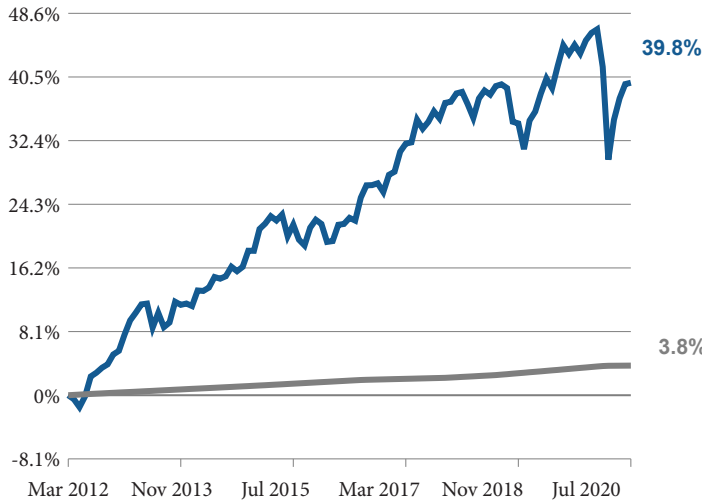
The Dynamic Strategy is actively managed, investing across passive, active, direct and factor strategies.

Asset Class	Sub Class	%	Holding	%	Access	
Equities: 16.1%	UK Equity	4.56	ishares Core FTSE 100	3.17	Passive	
			Jupiter UK Special Sit-I Acc	1.39	Active	
	Global Equity	0.6	ishares Edge MSCI World Value	0.28	Factor	
			SPDR World Energy	0.19	Factor	
			AVI Global Trust Plc	0.13	Active	
	US Equity	3.78	Vanguard S&P 500 UCITS ETF	1.99	Passive	
			iShares Edge MSCI USA Value	1.79	Factor	
	Europe Equity	1.65	Vanguard FTSE Dev Eurp Ex UK	0.95	Passive	
			ishares edge MSCI Erp Value	0.71	Factor	
	Japan Equity	1.52	Vanguard FTSE Japan UCITS	1.39	Passive	
			AVI Japan Opportunity Trust	0.13	Active	
	AsiaPac ex Japan Equity	0.02	ishares Core MSCI Pacif X-Jp	0.02	Passive	
	Emerging Equity	4.01	ishares Core EM Imi Acc	2.54	Passive	
			Pacific North of South EM All Cap	1.31	Active	
Powershares FTSE Rafi Emerging			0.16	Factor		
Fixed Income: 50.3%	UK Government Bonds	28.03	UK TSY 1.75% 2022	9.52	Direct	
			UK TSY 1 1/2 % 2021	9.18	Direct	
			UK TSY 0 3/4% 2023	5.68	Direct	
			UK TSY 4 1/4% 2032	2.95	Direct	
			UK TSY 3 3/4% 2052	0.40	Direct	
			UK TSY 3 1/4% 2044	0.30	Direct	
	EM Bonds	3.09	Xtrackers II USD EM Bond UCITS ETF	1.97	Factor	
			ishares JPM USD EM Bond	1.12	Factor	
	Investment Grade Corporate Bonds (Ultrashort)	11.21	ishares GBP Ultrashort Bond	6.26	Passive	
			ishares GBP Corp Bond 0-5 yr	4.96	Passive	
	Investment Grade Corporate Bonds (GBP)	2.39	ishares Core GBP Corp	2.39	Passive	
	Investment Grade Corporate Bonds (Global)	4.94	ishares USD Corp Bond	2.51	Passive	
			ishares Euro Corp Bnd Lc	2.43	Passive	
	High Yield Bonds	0.66	PIMCO Global High Yield	0.60	Active	
			AQR Style Premia High Yield Credit	0.06	Active	
	Alternatives: 6.6%	Commodity	5.49	iShares Physical Gold ETC	5.49	Passive
		REITS	1.1	iShares Global Property Securities Equity	1.10	Passive
Diversifying Assets: 10.8%	Absolute Return	9.59	Pacific G10 Macro Rates	5.89	Active	
			GMO SGM Major Markets	1.66	Active	
			AQR Style Premia UCITS	1.33	Active	
			GAM Star Global Rates Inc - GBP	0.71	Active	
	Diversifying Risk Assets	1.25	FX Carry Factor	0.44	Direct	
			FX Value Factor	0.42	Direct	
Rates FRB Factor			0.40	Direct		
Cash: 15.9%	Cash	15.9	Cash	15.90	Direct	

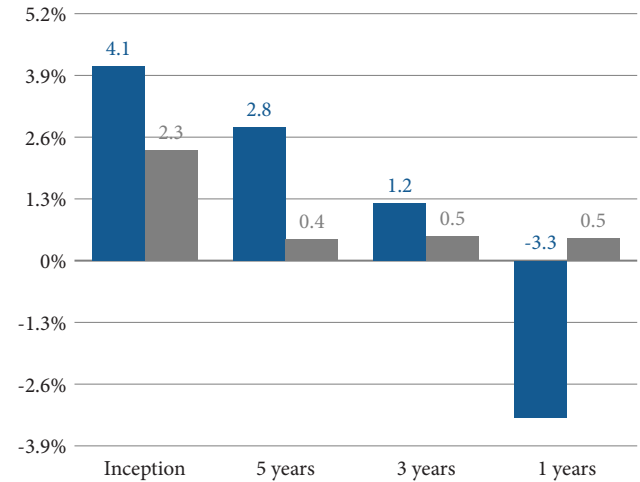
Source: Parallel Investment Management. Holdings and allocations are subject to change. Totals may not sum to 100% due to rounding.

## Performance and Risk Overview – Parallel Conservative Growth Portfolio GBP from 30 Mar 2012 to 31 Jul 2020

Cumulative Performance (%)



Period Returns (%)



■ Parallel Conservative Growth Portfolio

■ Cash Index GBP

Annual Returns (%)	2013	2014	2015	2016	2017	2018	2019	2020
Portfolio	5.7%	6.0%	2.9%	5.1%	8.1%	-5.1%	11.3%	-4.3%
Cash Index	0.4%	0.4%	0.5%	0.4%	0.3%	0.6%	0.7%	0.2%

Performance & Risk Characteristics	Annualised Compound Return (%)	Annualised Volatility (%)	Sharpe Ratio
Portfolio	4.1%	4.7%	0.8
Cash Index	0.4%	-	-

**Past performance is not necessarily a guide to future performance. Performance is shown net of fees.**

**Total Ongoing Charges 0.82%**

Total Ongoing Charges includes all ongoing fund charges and transaction costs.

Parallel does not charge a DFM fee.

**Total excludes adviser and platform charges.**

## Contact Us

### Parallel Investment Management

124 Sloane Street  
London  
SW1X 9BW

T: +44 (0)345 128 6699  
E: [info@parallel-im.co.uk](mailto:info@parallel-im.co.uk)  
[www.parallel-im.co.uk](http://www.parallel-im.co.uk)

**Parallel**  
Investment Management  
A Pacific Asset Management Company

This document is issued and approved by Parallel Investment Management Limited (PIML), a limited company registered in England and Wales (Registration number 02996795) and authorised and regulated by the Financial Conduct Authority. Information in this document is intended only for the use of Financial Advisers and other professionally recognised Financial Intermediaries. Whilst the information in this document may be used by Financial Advisers and/or Financial Intermediaries to make recommendations to their clients, it is not intended for direct use by members of the public or retail clients (as defined in the FCA Handbook). None of the information in this document constitutes personal recommendations nor advice. It is recommended that an investor first obtain the appropriate legal, tax, investment or other professional advice and formulate an appropriate investment strategy that would suit their individual risk profile prior to acting upon such information. This document does not constitute an offer or a recommendation to purchase or sell any financial products nor does it constitute investment advice, but is provided for information purposes only to eligible recipients. The value of investments may go down as well as up and past performance is not necessarily a guide to future performance. PIML is a wholly owned subsidiary of the Pacific Asset Management Group.